

For Lease \$12 / sq ft

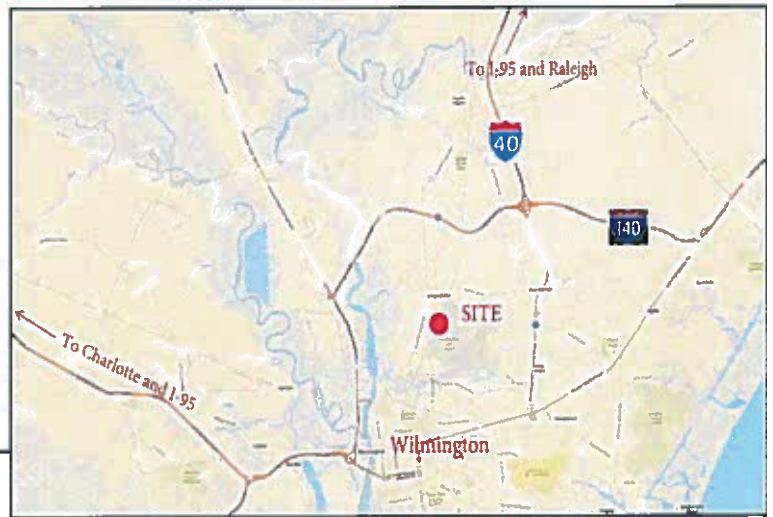
Approximately 10,300 sq ft Office Building at Wilmington International Airport

1817 Hall Drive
Wilmington, NC

Contact: Carol LeTellier, Business Development Director
910-202-9390 | cletellier@flyilm.com



Property Location



PROPERTY INFORMATION

- The property is conveniently located at the Airport with quick access to I-40, downtown Wilmington and NC Highways 17, 421 and 74/76
- Roof height up to 18" in the center of left building and back loading doors for potential equipment or storing materials.
- Property is directly situated between properties identified by ILM as Professional Business Service District and Aviation Service District.
- Lease rate \$12 / sq ft. Potential upfit participation depending on lease term.
- Current tenants in close proximity include Veterans Administration (VA) Outpatient Clinic, 84 Lumber, National Weather Service and Wilmington Business Development (WBD).



WILMINGTON INTERNATIONAL AIRPORT BUSINESS PARK
www.flyilm.com/buspark

For Lease:

Approximately 10,300 sq ft Office Building at Wilmington International Airport

Contact: Carol LeTellier, Business Development Director | 910-202-9390 | cletellier@flyilm.com



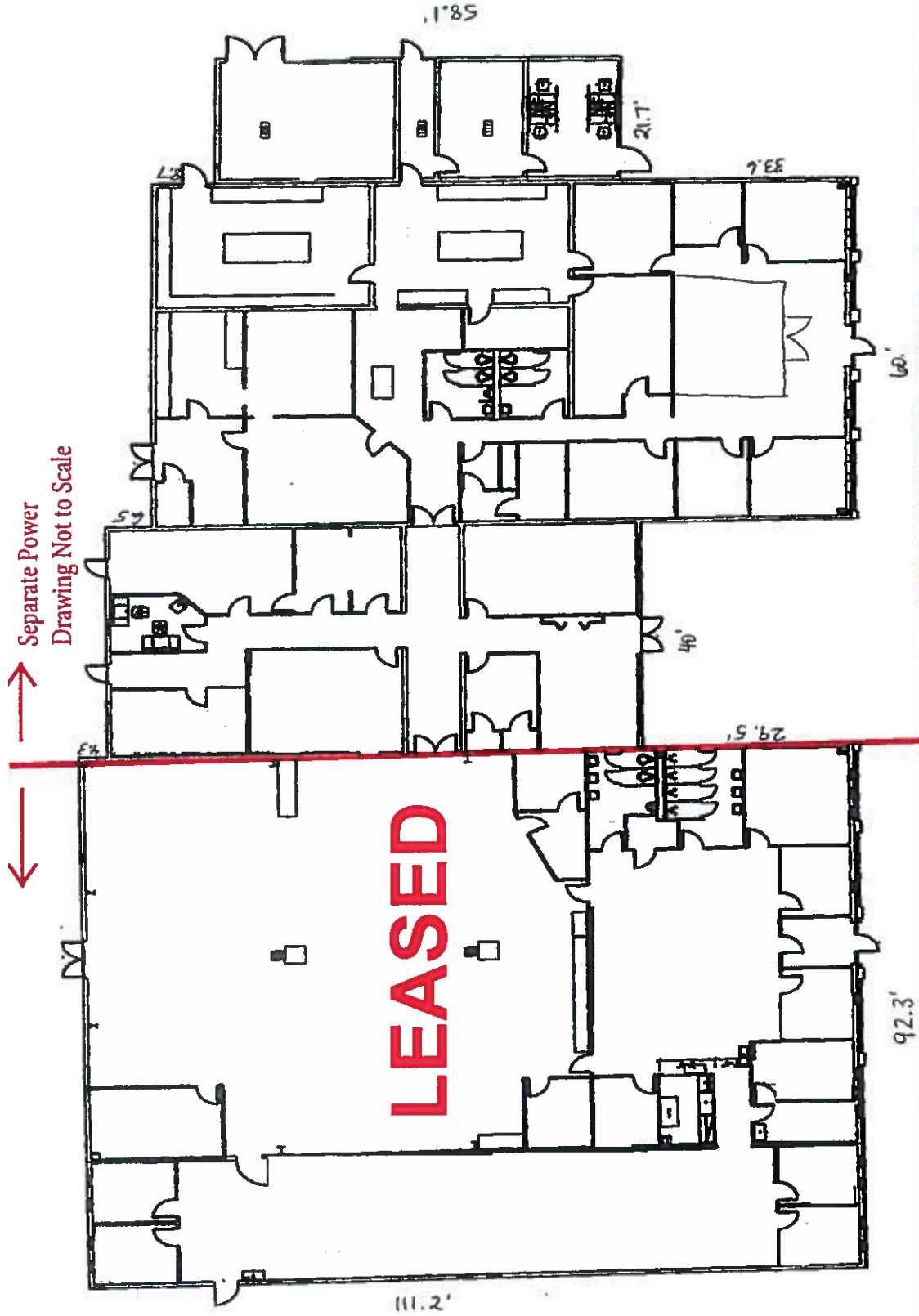
WILMINGTON INTERNATIONAL AIRPORT BUSINESS PARK

www.flyilm.com/buspark

For Lease:

Approximately 10,300 sq ft Office Building at Wilmington International Airport

Contact: Carol LeTellier, Business Development Director | 910-202-9390 | cletellier@flyilm.com




WILMINGTON INTERNATIONAL AIRPORT BUSINESS PARK

www.flyilm.com/buspark

PROPERTY PHOTOS

Contact: Carol LeTellier, Business Development Director | 910-202-9390 | cletellier@flyilm.com



WILMINGTON INTERNATIONAL AIRPORT BUSINESS PARK
www.flyilm.com/buspark